


# Buzz Parent Portal Tricks to get around

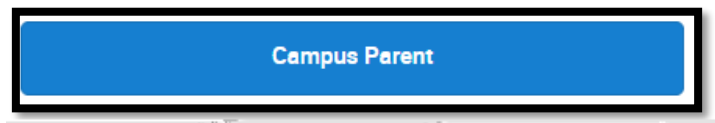
1. Logging in:

---

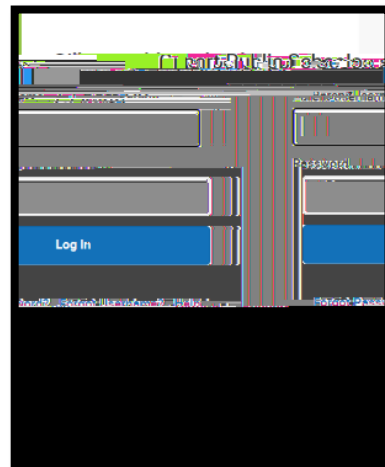
2. Select Infinite Campus Parent Portal Tile:



3. Select Campus Parent:




4. Enter Parent Login Information:



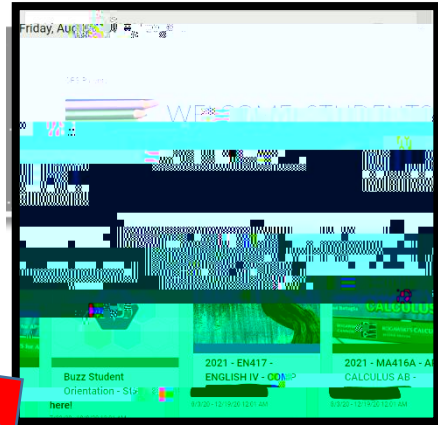
5. Select Buzz Login:



6. Choose a student to observe:



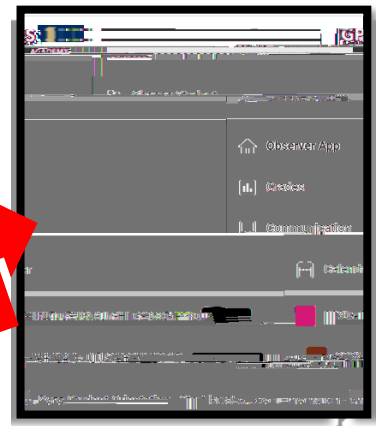
7. To view class from the perspective of your student, click on the individual class tile:



8. To find summary details for each class, click the menu bars at top left of screen:



9. Choose what you would like to observe. You can choose Grades, Communication or Calendar or choose a specific class:



10. When choosing a specific class, you can then decide what you